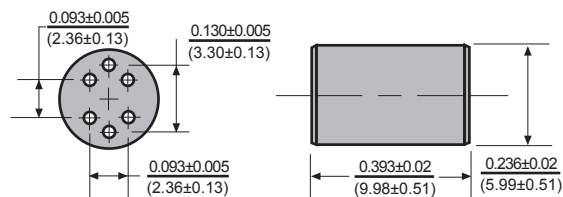


WFB Wound Ferrite Beads



Dimensions: $\frac{\text{Inches}}{\text{(mm)}}$

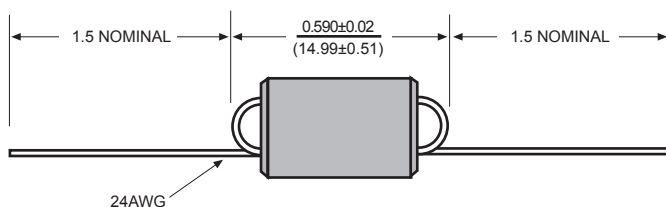

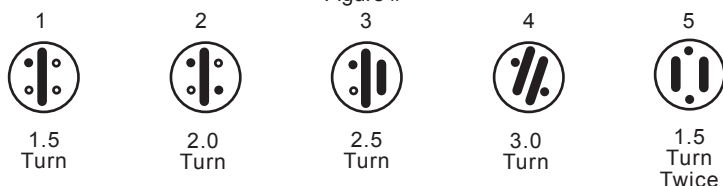


Figure #



The **WFB Series** Wide Band Chokes are 6 hole, ferrite beads with 1.5, 2.0, 2.5, 2 x 1.5 or 3.0 turns of tinned copper wire. They are ideal for interference suppression in a variety of applications where broad band characteristics are required.

Wide Band Chokes are essentially resistive with flat impedance matching characteristics above 60 MHz. When used with small ceramic capacitors, self resonance provides additional attenuation.

Physical

Packaging: 500 pieces per bag.

8000 pieces per box.

Allied Part Number	Core Material	Number of Turns	Impedance Ohms Min.	Frequency (MHz)	Fig #
WFB-1.5-281-1-RC	1	1 1/2	280	120	1
WFB-1.5-301-2-RC	2	1 1/2	300	180	1
WFB-1.5-361-3-RC	3	1 1/2	360	250	1
WFB-2.0-401-1-RC	1	2.0	400	50	2
WFB-2.0-481-2-RC	2	2.0	480	100	2
WFB-2.0-601-3-RC	3	2.0	600	180	2
WFB-2.5-601-1-RC	1	2 1/2	600	50	3
WFB-2.5-601-2-RC	2	2 1/2	600	100	3
WFB-2.5-681-3-RC	3	2 1/2	680	180	3
WFB-3.0-681-1-RC	1	3.0	680	50	4
WFB-3.0-681-2-RC	2	3.0	680	100	4
WFB-3.0-601-3-RC	3	3.0	600	180	4
WFB-3.0-801-Y7-RC	Y7	3.0	800	100	4
WFB-3.0-801-N-RC	N	3.0	800	100	4
WFB-2 x 1.5-601-1-RC	1	2 x 1 1/2	600*	50	5
WFB-2 x 1.5-601-2-RC	2	2 x 1 1/2	600*	100	5
WFB-2 x 1.5-561-3-RC	3	2 x 1 1/2	560*	180	5

*Measured with the two 1 1/2 turn windings in series. All specifications subject to change without notice.